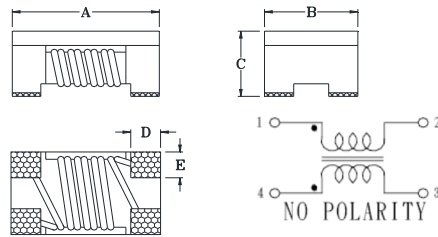


CPJWC series

DIMENSIONS






mm

No.	Part No.	A	B	C	D	E
1	CPJWC 1206S	3.2 ± 0.2	1.6 ± 0.2	1.9 ± 0.2	0.6 ± 0.1	0.6 ± 0.1
2	CPJWC 0805S	2.0 ± 0.2	1.2 ± 0.2	1.2 ± 0.2	0.45 ± 0.1	0.4 ± 0.1
3	CPJWC 0603S	1.60 ± 0.1	0.85 ± 0.1	1.10 ± 0.1	0.33REF.	0.25REF

SERIES LIST

No.	Part No.	Impedance (Ω) at 100MHz	RDC (Ω) Max.	IDC (mA) Max.
1	CPJWC 1206S-900	90±25%	0.3	370
2	CPJWC 1206S-161	160±25%	0.4	340
3	CPJWC 1206S-221	220±25%	0.5	320
4	CPJWC 1206S-261	260±25%	0.5	310
5	CPJWC 1206S-601	600±25%	0.8	260
6	CPJWC 1206S-102	1000±25%	1.0	230
7	CPJWC 1206S-222	2200±25%	1.2	200
1	CPJWC 0805S-670	67±25%	0.25	400
2	CPJWC 0805S-900	90±25%	0.35	330
3	CPJWC 0805S-121	120±25%	0.30	370
4	CPJWC 0805S-161	160±25%	0.35	330
5	CPJWC 0805S-181	180±25%	0.35	330
6	CPJWC 0805S-221	220±25%	0.35	310
7	CPJWC 0805S-261	260±25%	0.40	300
8	CPJWC 0805S-361	360±25%	0.45	280
9	CPJWC 0805S-371	370±25%	0.45	280
1	CPJWC 0603S-220	22±25%	0.080	500
2	CPJWC 0603S-450	45±25%	0.110	500
3	CPJWC 0603S-900	90±25%	0.145	500
4	CPJWC 0603S-121	120±25%	0.175	500
5	CPJWC 0603S-181	180±25%	0.210	500
6	CPJWC 0603S-251	250±25%	0.280	400

CHARACTERISTIC CURVE



CPJWC series

STANDARD PACKAGE QUANTITY (SPQ)

Type	CPJWC 0603S	CPJWC 0805S	CPJWC 1206S
Q'TY/Reel	2,000	2,000	2,000